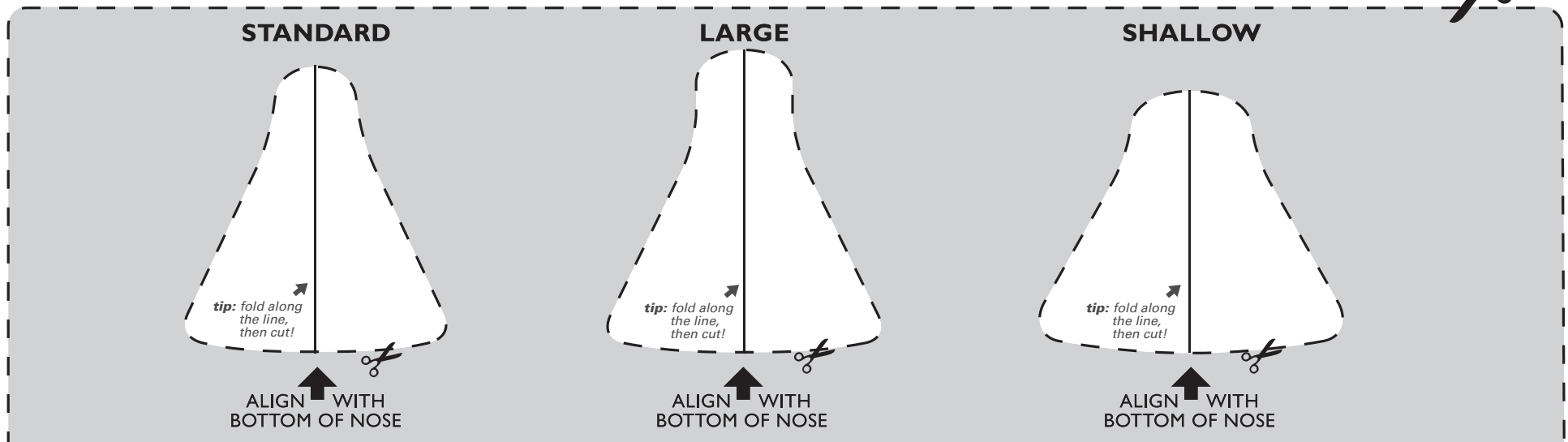


How to use the fitting template:

1. Cut out template
2. Cut out nasal holes
(hint: folding each nasal hole in half makes it easier to cut)
3. Follow directions on template to determine appropriate cushion size

Mirage Activa Mask Fitting Template



RESMED

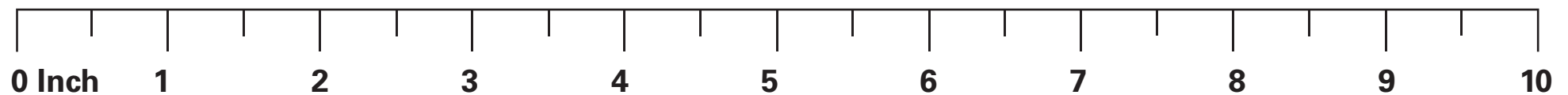
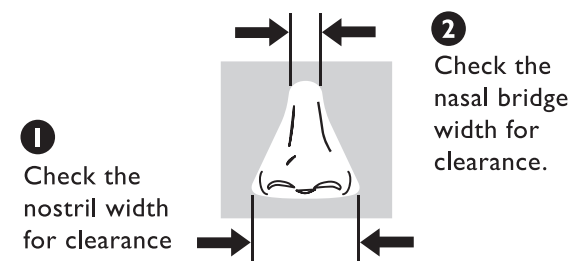
Mirage Activa™

NASAL MASK

Fitting Template

Note: Mask fitting templates should be used to aide patients in the fitting of CPAP masks. Altering the size or dimensions of the original online PDF in any way may compromise the quality and accuracy of this template. The use of this template is not intended to replace the advice of a medical professional, sleep technician or HME dealer.

Follow these two steps to choose the correct size:



Actual Size: 10 inch (Width) X 5 inch (Height)

Ruler is for scaling purposes. To ensure this print is accurate, match a ruler with the ruler above.